

2020 MUNICIPAL ELECTIONS

The Municipality of Mille-Isles is currently in a by-election period. At the end of the nomination period, which expired on Friday, January 31 at 4:30 p.m., the Municipality's electoral officer, Mr. Pierre-Luc Nadeau, proclaimed the candidate elected without opposition, Mr. Howard Sauvé, to the position of mayor. For the position of Councillor Seat 3, the candidates who have submitted a nomination paper are as follows (in alphabetical order of surnames): Mr. Yvon Arnold | Mrs. Diane Bélair | Mrs. Valérie Bouchard-Boyer | Mr. Richard Gaudreault | Mr. Bernard Laplante.

As a result, all electors on the voters list will have the opportunity to vote for the position of Councillor Seat 3 at the advance polls held on Sunday, February 23 from 12:00 p.m. to 8:00 p.m. and on Election Day, Sunday, March 1, from 10:00 a.m. to 8:00 p.m. at the Strong Community Hall. It is your responsibility to make sure you are on the voters list.

For more information, please consult the newsletter and the Municipality's website under the new "Election 2020" tab in the "Municipal Council" section.

If you have any questions, you can also contact the election secretary, Ms. Chrystine Slight, at 450 438-2958, ext. 2600.

MILLE-ISLES ROAD INFORMATION

On January 3, 2020, Mille-Isles Road had to be closed due to a risk of subsidence between Patriot and Patterson Roads. A detour via Tamaracouta and Black Road was therefore proposed.

Recently, the road to Mille-Isles has been partially reopened. Traffic warning lights have been installed to secure the area at risk of subsidence. The ministère des Transports has also carried out temporary work to allow traffic to alternate between Tamaracouta and Black roads.

Given the current condition of the road, further major work will be required to fully reopen the road. According to MTQ indications, this work is scheduled for spring 2020.

In the meantime, it is very important to follow the signs in place for your safety.

If you have any complaints, we encourage you to contact the MTQ by telephone at 511 or by Internet at www.quebec511.info under the "Contact Us" tab by filling out the online form in the "Internet" section. For your information, the MTQ prioritizes its interventions according to the number of complaints received for a given sector.


NEWSLETTER - PUBLIC INTEREST MESSAGES VIA E-MAIL

Enroll online by clicking on **newsletter** at the top right of the screen: www.mille-isles.ca



FACEBOOK PAGE

Visit, enjoy and share the Facebook page: Municipalité de Mille-Isles.



2020 BUDGET PRESENTATION

February 2020th Edition


THE 2020 MUNICIPAL BUDGET CHALLENGE

Once again, the municipal council set itself the objective of preparing a realistic budget to maintain services and limit property taxes increase. The challenges to achieve this goal were numerous, starting with a 2.9 % increase in the CPI in October 2019 for the greater Montreal area. In addition, the costs for municipal roads snow removal literally exploded in 2019, with an annual increase of \$196,419.55 over the previous years, so that the budget allocated to snow removal alone represents 13.39 % of the estimated expenses for the next budget compared to 8.45 % last year. The Municipality also experienced a 6.69 % increase on mandatory rates of the Sûreté du Québec and the MRC d'Argenteuil, mainly due to the 5 % raise in Mille-Isles standard property value. This increase in standardized property values is justified by the fact that the properties in Mille-Isles were sold for an average of 5 % more than their assessed property value on the assessment roll over the past year.

In addition to all these challenges, the Municipality has had to deal with the increased responsibilities that have been assigned to Quebec municipalities since the provincial government gave them the role of "local governments". Despite numerous interventions by the former mayor, Mr. Michel Boyer, with various government authorities to obtain financing that is not almost entirely based on property taxes, the Municipality is still waiting for governmental funds to enable it to fulfill its new responsibilities in an optimal manner. Nevertheless, the Municipality continually tries to take advantage of subsidies, financial assistance programs and other funding opportunities to increase the purchasing power of every tax dollar invested. However, this financing involves a financial contribution from us ranging from 25 % to 50 %, which is a significant amount, as we try to maintain an acceptable tax rate.

Despite all our efforts to preserve one of the lowest tax rates in the MRC d'Argenteuil and the Laurentians region, we are now slightly below the regional average. In the coming year, we will work to ensure that property tax increases of this magnitude do not happen again, without affecting the Municipality's long-term financial situation. This is a challenge that all rural municipalities in Quebec are facing. Consequently, we are committed to remaining proactive and creative to achieve it.





2020 BUDGET PRESENTATION

February 2020th Edition

THE KEY POINTS OF THE BUDGET 2020


Notwithstanding all these significant obstacles, the Municipality has succeeded in limiting the tax increase by working hard to curb expenses in 2019 to have a surplus to use in 2020. Each services have also made major efforts to reduce their spending in the 2020 budget to obtain a 2.89 % decrease, which represents \$96,383.00 less than last year, despite the fact of the CPI set at 2.9 % in November 2019 and the major increase in snow removal costs that justifies the only significant budget increase associated with the Transport Service.

The financial reserves allocations that previously allowed us to balance the budget also decreased significantly, by 39.09 %, totaling \$225,629.00 less than last year. Mainly composed of working capital and accumulated surplus, these financial reserves have been overused in recent years to enable the Municipality to meet its obligations without increasing the tax rate. However, these reserves are no longer available in sufficient quantities to offset this year's major increase.

In terms of the distribution of expenditure, the public works budget is still the highest with 27 % of the total budget for 2020. This budget associated with the Transport Service includes costs related to road network maintenance and municipal infrastructure. Also included are road signs, lighting and contracts awarded for snow removal, road sweeping and dust control on gravel surfaces. Infrastructure repairs, such as major repairs to Black and Tamaracouta Roads, are included in the capital budget and not included in the operating budget.

Both environmental health and urban planning budgets are relatively stagnant in 2020. The costs related to the reorganization of the Urban Planning and Environment Service and the reduction in the contract for the collection and transport of waste and recycling are partly responsible for this stability. Thus, the urban planning budget remains at 7 % of total expenses and the environmental health (environment) budget now represents 10 % of total expenses.

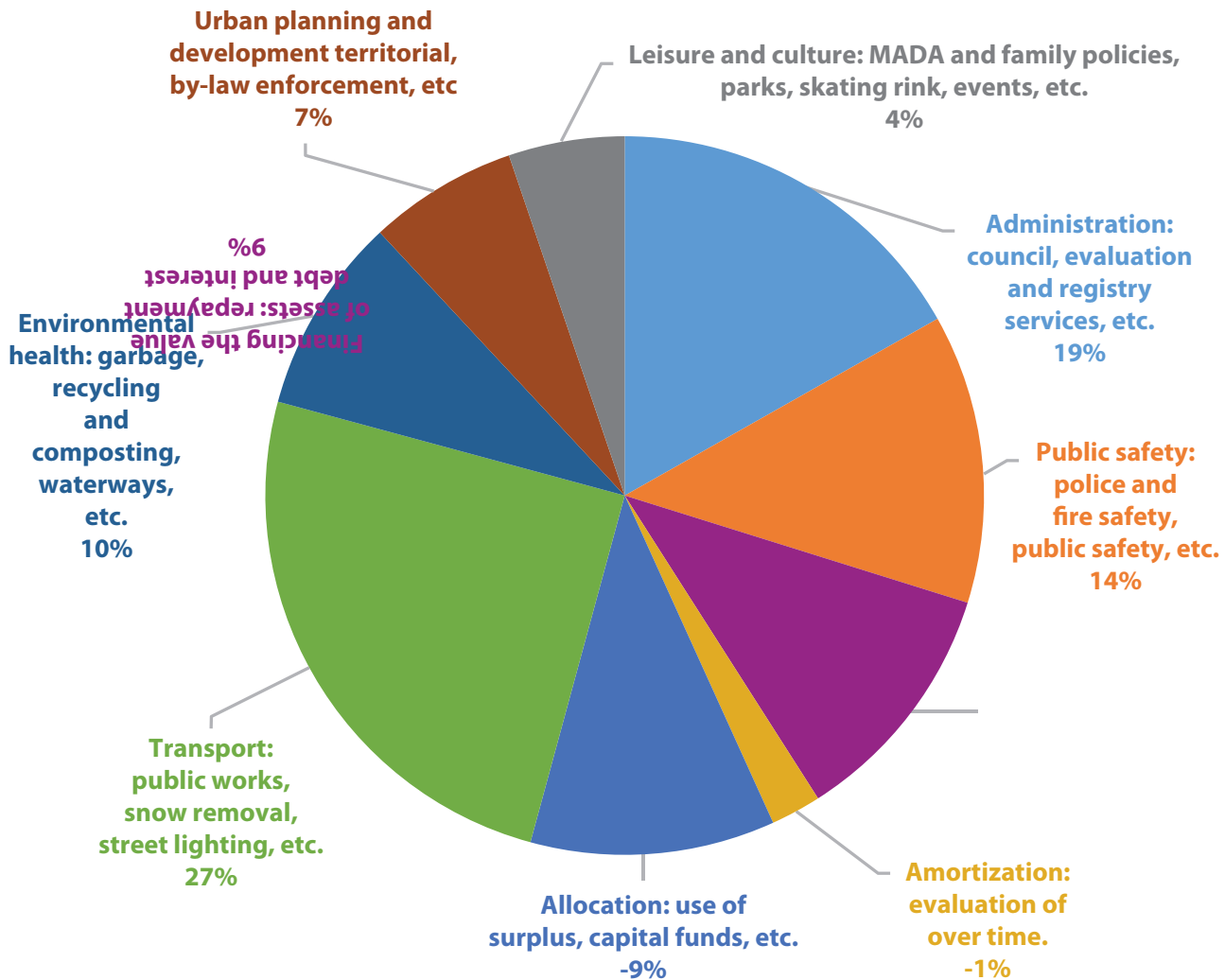
EXPENSES BY SERVICE	BUDGET	
	2019	2020
Administration: council, evaluation services, evaluation and registry services, etc.	\$757 476	\$747 904
Public safety: police and fire safety, public safety, etc.	\$643 048	\$569 185
Transport: public works, snow removal, street lighting, etc.	\$1,019 655	\$1,078 457
Environmental Health: garbage, Recycling and composting, ecocenter, waterways, etc.	\$396 847	\$388 491
Urban planning and development: territorial development, by-law enforcement, etc.	\$293 108	\$295 508
Leisure and culture: MADA and family policy, parks, skating rink, events, etc.	\$205 177	\$140 538
Financing: repayment debt and interest	\$437 888	\$351 670
Amortization: evaluation of the value of assets over time.	\$(75 383)	\$(44 570)
Assignments: use of surplus, capital funds, etc	\$(577 140)	\$(351 511)
TOTAL	\$3,100 676	\$3,175 673



2020 BUDGET PRESENTATION


February 2020th Edition

EXPENSES BY SERVICE



Also, a significant decrease in the leisure budget can be explained by the reorganization of the distribution of public works employees' salaries between services as well as the tightening of general expenses. However, it will not be an option to cut community services to citizens despite this decrease.

While trying to limit expenses as much as possible, the Municipality is also looking for opportunities to increase revenues and minimize losses.



2020 BUDGET PRESENTATION

February 2020th Edition

As in previous years, the Municipality will benefit from financial assistance programs for public safety and for the improvement of the road network. Although we are still awaiting a favorable response from the ministère des Transports du Québec (MTQ) regarding the acceptance of our rehabilitation plan for Tamaracouta Road, we can confirm that the new project submitted will significantly improve road's lifetime expectancy compared to the previous project. Revenues from financial assistance programs and government transfers, among others, account for 11 % of total revenues.

The recovery of unpaid taxes is also important. In 2019, the Municipality was able to recover nearly \$ 94,000 in unpaid taxes and will continue to work with taxpayers to ensure that everyone has the opportunity to pay their taxes due.

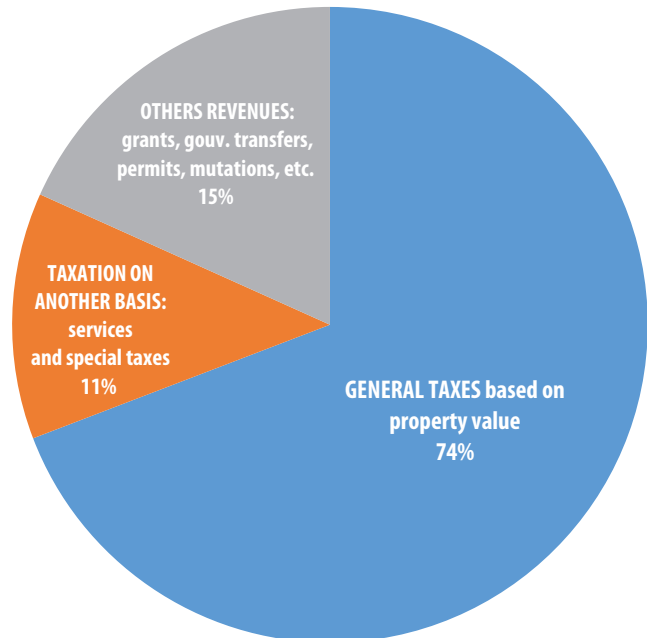
REVENUES	BUDGET	
	2019	2020
GENERAL TAXES based on property value	\$2,204 858	\$2, 367 894
TAXATION ON OTHER BASIS: services and special taxes	\$359 767	\$345 057
OTHERS REVENUE: grants, gov.transfers, permits, transfert taxes, etc.	\$536 051	\$462 722
TOTAL	\$3, 100 676	\$3, 175 673


TRIENNIAL BUDGET

The triennial budget identifies the infrastructural projects over a period of three year (2020, 2021 and 2022). It also specifies how each projects will be funded and the number of years required to complete the most important projects.

In 2020, the Municipality plans to invest \$5,036,700, of which \$4,298,550 is earmarked for the rehabilitation of Tamaracouta Road with a 75 % subsidy. It should be noted that the latter amount is not included in the 2020 budget, as the Municipality is still waiting for the MTQ to establish the project schedule. The remaining \$738,150 is respectively to renew computer equipment, purchase equipment for the Fire Department, upgrade Black Road, repair the roof and plumbing of the municipal garage, upgrade the Town Hall and Community Hall to be able to use the generator in the event of a power outage, add washroom facilities at Hammond-Rodgers park and repair cracks and drain in the outdoor rink. Of this amount, \$419,012 will be subsidized, \$169,291 will be financed by long-term debt, \$28,150 will come from the operating budget and \$121,596 will come from allocations from financial reserves and reserved funds.

SOURCES OF REVENUES





2020 BUDGET PRESENTATION


February 2020th Edition

2020, 2021 & 2022 TRIENNIAL BUDGET

BUDGET TRIENNIAL / TRIENNIAL BUDGET	2020	2021	2022	TOTAL 2020-2021-2022			
IMMOBILISATIONS / FIXED ASSETS	Dépenses / Expenses	Dépenses / Expenses	Dépenses / Expenses	Dépenses totales / Total expenses	Subvention - Surplus / Grant - Surplus	Financement / Financing	Taxe foncière / Property tax
ADMINISTRATION							
Parc informatique / Computer equipment	\$10 350	\$6 000	\$6 130	\$22 480	\$0	\$0	\$22 480
Aménagement 1262 chemin Mille-Isles (finalisation PIQM, aménagement extérieur, étagères, meubles d'entreposage) / Finalization of PIQM, fencing, landscaping and storage furniture	\$8 000	\$0		\$8 000	\$0	\$0	\$8 000
Acquisition de terrain vente pour taxes / Acquisition of Land - sale for tax	\$0	\$0		\$0	\$0	\$0	\$0
Ameublement cuisine : Hôtel de ville / Town Hall	\$0	\$0	\$0	\$0	\$0	\$0	\$0
TOTAL	\$18 350	\$6 000	\$6 130	\$30 480	\$0	\$0	\$30 480
SÉCURITÉ PUBLIQUE / PUBLIC SAFETY							
Construction caserne (signature d'une entente de location pour 5 ans avec Saint-Jérôme) / Fire station construction (Signing for a 5-year lease agreement with Saint-Jérôme)			\$0	\$0	\$0	\$0	\$0
Génératrice / Generator				\$0			\$0
Achat de terrain pour construction d'une caserne / Purchase of land for construction of a fire station		\$350 000		\$350 000	\$0	\$350 000	\$0
Parc informatique (réseau et poste informatique) / Computer equipment (network and computer workstation)		\$0	\$0	\$0	\$0	\$0	\$0
Bornes sèches / Dry hydrants	\$0	\$0		\$0	\$0	\$0	\$0
Machinerie - véhicule / Machinery - vehicle	\$0	\$0		\$0	\$0	\$0	\$0
Appareils respiratoires / Breathing apparatus	\$0	\$0	\$0	\$0	\$0	\$0	\$0
Équipement de sauvetage (tenue de protection, défibrillateur, panier de sauvetage) et génératrice / Rescue equipment (protective suit, defibrillator, rescue basket) and generator	\$9 800	\$10 000	\$10 000	\$29 800	\$0	\$0	\$29 800
Équipement de communication / Communication equipment	\$0	\$0	\$0	\$0	\$0	\$0	\$0
TOTAL	\$9 800	\$360 000	\$10 000	\$379 800	\$0	\$350 000	\$29 800
TRANSPORT							
Réfection majeure de différents chemins (TECQ) / Major rehabilitation of various roads (TECQ)	\$576 607	\$123 792	\$206 000	\$906 399	\$640 282	\$169 291	\$96 826
Réfection majeure de différents chemins (PIIRL) / Major rehabilitation of various roads (PIIRL) * Ces montants ne sont pas inclus au budget 2020 puisque la Municipalité est en attente du MTQ pour établir l'échéancier de la réfection du chemin Tamaracouta	\$4 298 550	\$0		\$4 298 550	\$3 223 913	\$1 074 638	\$0
Montée du Pont Bleu (prolongement du chemin / road extension)	\$0	\$0		\$0	\$0	\$0	\$0
Réparation du chemin Mille-Isles Ouest / Repairs to Mille-Isles Ouest Road	\$0			\$0	\$0	\$0	\$0
Amélioration du garage municipal (toiture et plomberie) / Improvement of municipal garage (roof and plumbing)	\$45 000	\$0		\$45 000	\$45 000	\$0	\$0
Parc informatique et communication (radios et réseau informatique garage) / Computer and communication equipment (radios and garage network equipment)		\$0		\$0	\$0	\$0	\$0
Véhicules / Vehicles	\$0	\$0	\$0	\$0	\$0	\$0	\$0
Machinerie, équipement et outillage / Machinery, equipment and tools	\$0	\$0	\$0	\$0	\$0	\$0	\$0
TOTAL	\$4 920 157	\$123 792	\$206 000	\$5 249 949	\$3 909 195	\$1 243 928	\$96 826
HYGIÈNE DU MILIEU / ENVIRONMENTAL HEALTH							
Travaux au cours d'eau sans nom / Unnamed waterstream work	\$0	\$0	\$0	\$0	\$0	\$0	\$0
PGMR - Investissements / PGMR - Investments	\$0	\$0		\$0	\$0	\$0	\$0
TOTAL	\$0	\$0	\$0	\$0	\$0	\$0	\$0
URBANISME / URBANISM							
Machinerie et outillage / Machinery and tools	\$0	\$0		\$0	\$0	\$0	\$0
Ameublement bureau - classement / Office furniture and filing	\$0	\$0		\$0	\$0	\$0	\$0
TOTAL	\$0	\$0	\$0	\$0	\$0	\$0	\$0
LOISIR & CULTURE / LEISURE & CULTURE							
Infrastructure loisirs & culture et salle communautaire (bancs, balançoires et tables) / Infrastructure leisure & culture and community hall (benches, swings and tables)		\$8 500	\$0	\$8 500	\$0	\$0	\$8 500
Génératrice pour la salle communautaire / Generator for the community hall	\$10 000			\$10 000	\$10 000		
Maple Grove - Bibliothèque (plan préliminaire pour dépôt PIQM) / Maple Grove - Library (preliminary plans for PIQM presentation)			\$585 000	\$585 000	\$380 250	\$204 750	\$0
Sentiers forestiers récréatifs / Recreational forest trails	\$0	\$550 000	\$0	\$550 000	\$550 000	\$0	\$0
Parc Hammond-Rodgers / Hammond-Rodgers park	\$23 392	\$0	\$0	\$23 392	\$23 392	\$0	\$0
Patinoire extérieure (réparations et surface multisaison) / Outdoor rink (repairs and multi-season area)	\$55 000			\$55 000	\$55 000		
Projet d'habitation pour personnes en perte d'autonomie / Housing project for those experiencing loss of autonomy	\$0	\$0		\$0	\$0	\$0	\$0
TOTAL	\$88 392	\$558 500	\$585 000	\$1 231 892	\$1 018 642	\$204 750	\$8 500
GRAND TOTAL	\$5 036 700	\$1 048 292	\$807 130	\$6 892 122	\$4 927 837	\$1 798 678	\$165 606
				\$6 892 122	\$4 927 837	\$1 798 678	\$165 606

The complete Budget can be consulted on the website of the Municipality.





2020 BUDGET PRESENTATION

February 2020th Edition

IMPACT ON YOUR TAXES


The 2020 budget includes a 5.83 % increase in the property tax rate. However, a reduction of \$12 per dwelling unit for garbage, recycling and composting fees significantly reduces the overall tax rate, which represents a meaningful decrease for properties with at least one (1) dwelling unit. For the average property in Mille-Isles, the total increase in municipal taxes is between 4.37 % and 4.63 %. The following table simulates tax estimates for various property assessments.

SIMULATION DE TAXES 2020 / 2020 TAX SIMULATION											
	Taux / Rate	2019			Taux / Rate	2020			Augmentation en \$ / Increase in \$	Augmentation totale en pourcentage / Total percentage increase	Augmentation au niveau de la taxe foncière seulement / Increase in property tax only
		Environnement / Environment	Déchets & recyclage / Garbage & recycling	Total		Environnement / Environment	Déchets & recyclage / Garbage & recycling	Total			
Taxes foncières générales / General tax rate	0.6091 \$				0.6431 \$						
Sécurité publique / Public safety	0.0818 \$				0.0836 \$						
QP MRC & évaluation / MRC & evaluation	0.0939 \$				0.1038 \$						
TOTAL DU TAUX / TOTAL RATE	0.7848 \$				0.8306 \$						
Évaluation municipale / Municipal assessment											
80 000	628 \$	25 \$	233 \$	886 \$	664 \$	25 \$	221 \$	911 \$	25 \$	2.81%	5.83%
100 000	785 \$	25 \$	233 \$	1 043 \$	831 \$	25 \$	221 \$	1 077 \$	34 \$	3.27%	5.83%
124 700	979 \$	25 \$	233 \$	1 237 \$	1 036 \$	25 \$	221 \$	1 282 \$	45 \$	3.67%	5.83%
150 000	1 177 \$	25 \$	233 \$	1 435 \$	1 246 \$	25 \$	221 \$	1 492 \$	57 \$	3.97%	5.83%
200 000	1 570 \$	25 \$	233 \$	1 828 \$	1 661 \$	25 \$	221 \$	1 907 \$	80 \$	4.37%	5.83%
250 000	1 962 \$	25 \$	233 \$	2 220 \$	2 076 \$	25 \$	221 \$	2 323 \$	103 \$	4.63%	5.83%
300 000	2 355 \$	25 \$	233 \$	2 613 \$	2 492 \$	25 \$	221 \$	2 738 \$	126 \$	4.81%	5.83%
350 000	2 747 \$	25 \$	233 \$	3 005 \$	2 907 \$	25 \$	221 \$	3 153 \$	148 \$	4.94%	5.83%
371 200	2 913 \$	25 \$	233 \$	3 171 \$	3 083 \$	25 \$	221 \$	3 329 \$	158 \$	4.99%	5.83%
400 000	3 139 \$	25 \$	233 \$	3 397 \$	3 322 \$	25 \$	221 \$	3 569 \$	171 \$	5.04%	5.83%
450 000	3 532 \$	25 \$	233 \$	3 790 \$	3 738 \$	25 \$	221 \$	3 984 \$	194 \$	5.12%	5.83%
500 000	3 924 \$	25 \$	233 \$	4 182 \$	4 153 \$	25 \$	221 \$	4 399 \$	217 \$	5.19%	5.83%
550 000	4 317 \$	25 \$	233 \$	4 575 \$	4 568 \$	25 \$	221 \$	4 815 \$	240 \$	5.25%	5.83%
600 000	4 709 \$	25 \$	233 \$	4 967 \$	4 984 \$	25 \$	221 \$	5 230 \$	263 \$	5.29%	5.83%
650 000	5 101 \$	25 \$	233 \$	5 359 \$	5 399 \$	25 \$	221 \$	5 645 \$	286 \$	5.33%	5.83%
700 000	5 494 \$	25 \$	233 \$	5 752 \$	5 814 \$	25 \$	221 \$	6 060 \$	309 \$	5.37%	5.83%
750 000	5 886 \$	25 \$	233 \$	6 144 \$	6 229 \$	25 \$	221 \$	6 476 \$	331 \$	5.39%	5.83%
800 000	6 279 \$	25 \$	233 \$	6 537 \$	6 645 \$	25 \$	221 \$	6 891 \$	354 \$	5.42%	5.83%
850 000	6 671 \$	25 \$	233 \$	6 929 \$	7 060 \$	25 \$	221 \$	7 306 \$	377 \$	5.44%	5.83%
900 000	7 064 \$	25 \$	233 \$	7 322 \$	7 475 \$	25 \$	221 \$	7 722 \$	400 \$	5.46%	5.83%
950 000	7 456 \$	25 \$	233 \$	7 714 \$	7 891 \$	25 \$	221 \$	8 137 \$	423 \$	5.48%	5.83%
1 000 000	7 848 \$	25 \$	233 \$	8 106 \$	8 306 \$	25 \$	221 \$	8 552 \$	446 \$	5.50%	5.83%

IN CONCLUSION

The 2020 budget was established to minimise the impact of increased spending on the taxpayer while ensuring quality services. The Council has clearly indicated its desire to maintain an affordable quality of life for all taxpayers and continues to seek opportunities to optimize revenues in order to reduce the tax burden on citizens.

Any questions concerning the budget are welcome and can be addressed to the general management of the Municipality.



2020 BUDGET PRESENTATION

February 2020th Edition

PAYMENT OF 2020 TAXES

Taxpayers of Mille-Isles can pay their municipal taxes in different ways: by ATM, telephone or electronic banking, by post-dated cheque, at the municipal office counter, as well by Interac, Visa, MasterCard or Discover.

Payment services may vary depending on the financial institution. Use the roll number located on the top center of your tax statement and be sure to include all zeros. Follow the instructions given by your bank to include or exclude dashes.

Once you have entered your data, we recommend that you verify that the roll number is the same as the one on your municipal tax account. This ensures that your payment is applied to the correct tax account. **It is your responsibility to verify that we have received your payment.**

Note that you can schedule your three payments by filling out the credit card authorization form and forward it to Ms. Chrystine Slight, administrative technician.

The credit card authorization form is available at the municipal office and on the Municipality's website under the tab "Services - Tax Payment". You can return it by e-mail to cslight@mille-isles.ca, by mail or in person at 1262 Mille-Isles Road, Mille-Isles, Qc J0R 1A

- ▶ **FIRST PAYMENT: MARCH 20, 2020**
- ▶ **SECOND PAYMENT: JUNE 19, 2020**
- ▶ **THIRD PAYMENT: SEPTEMBER 18, 2020**

ADMINISTRATIVE FEES

\$5 for each late notice ;

\$25 for a bounced check returned by a financial institution ;

A payment of taxes which is not paid by the due date will bear an annual interest rate of 15 % from the time it becomes due.



PATROUILLE CANINE A. ROY

1 800 950-4280

patrouillecanine@hotmail.com

SOS PUBLIC WORKS
1 855 960-0699