

CLOSING MUNICIPAL BUILDINGS TO THE PUBLIC

Following the January 6, 2021 announcement by the Government of Quebec, the Municipality of Mille-Isles will **maintain the closing municipal buildings to the public until February 8, 2021.**

Nevertheless, services will remain open during regular hours. Employees will perform their duties by teleworking. Telephone or electronic communications are therefore to be favoured. No appointments will be made in person.

MUNICIPAL ELECTIONS 2021

On November 7, 2021, Mille-Isloises and Mille-Islois will be called to the polls for the municipal elections.

Information regarding the nominations will be available soon to all voters on the Municipality's website. If you would like more information, you can contact the electoral officer, Mr. Pierre-Luc Nadeau at 450 438-2958 ext. 2620 or by e-mail at plnadeau@mille-isles.ca.

THE VOICE OF READERS

Do you have an opinion to share on a current topic? Do you want to encourage reflection on a social debate, report on an event or tell a story?

L'Info Mille-Isles wants to hear from you.

Send us your text of less than 300 words, with first and last name, to the following email address: dbelanger@mille-isles.ca.

ORGANIZATIONS AT YOUR FINGERTIPS

The Municipality of Mille-Isles recognizes the importance of community organizations in our region. Their support translates into various forms of assistance from which their resources and services are shared and made available to citizens.

Whether it is for food assistance, moral support, domestic violence problems or the purchase of food at a lower cost, the person in charge of Communications and Recreation of the Municipality can direct you in complete confidentiality to the resources you need.

For more information, contact Darina Bélanger at dbelanger@mille-isles.ca or by phone at 450 438-2958, ext. 2610.

NEWSLETTER - PUBLIC INTEREST MESSAGES VIA E-MAIL


Enroll online by clicking on **newsletter** at the top right of the screen: www.mille-isles.ca



FACEBOOK PAGE

Visit, enjoy and share the Facebook page: Municipalité de Mille-Isles.





2021 BUDGET PRESENTATION

January 2021 Edition

THE 2021 MUNICIPAL BUDGET OUTLOOK

In the context of COVID-19, Municipal Council set out to prepare a realistic budget to maintain or enhance services and avoid increasing property taxes. As you could expect, this was not an easy task, many hurdles needed to be overcome. To begin with, snow removal costs on our municipal roads, which exploded in 2019 with an annual increase of \$196,419.55 over previous years, means that this part of the budget still represents a large portion of the projected spending in our next budget. Additionally, the Municipality will have to begin repaying the loan by-law estimated at \$1.2 million for the Tamaracouta Road project in 2021. This represents an amount of approximately \$85,000 in capital and interest that will have to be disbursed annually for the next twenty (20) years.


The Municipality also received a 2% increase for our share of the Sûreté du Québec costs, but we also benefited from a decrease in our MRC d'Argenteuil costs, despite the 5.64% increase in the standardized property value in Mille-Isles. This increase is justified by the fact that properties in Mille-Isles sold for an average of 5.64% more than their assessed value on the assessment roll in 2020. In terms of the Municipality's property assessment, had the roll been balanced, citizens would have seen an estimated 10% increase in property values for the next three-year roll 2021-2022-2023. Fortunately, the roll was only renewed, implying that a considerable increase in the property value of Mille-Isles' properties is not to be expected.

For 2021, the Municipality managed to maintain the same basic rate as last year by receiving \$137,868 in financial assistance from the Quebec government to mitigate the impacts of the COVID-19 pandemic on municipal finances. In Mille-Isles, this assistance will mainly be used to balance the 2021 budget as a financial reserve. In 2020, COVID financial assistance made it possible to purchase material and protective equipment for municipal employees. The only applicable tax increase is associated with the addition of three (3) community composting bins to be distributed throughout the Municipality to facilitate access to composting for all citizens. This increase represents \$4 per dwelling.

In 2020, the Municipal Council has decided to introduce different tax rates for two categories of buildings: residual and non-residential buildings (NRB). The NRB category is essentially made up of businesses, while the residual buildings category includes all other buildings, including residential buildings, vacant land and the agricultural and forestry sectors. A building can belong to both categories, depending on its activities. Non-residential buildings that typically use more municipal services than residual buildings will have a rate of 1.5% higher than the basic residual category. This slight increase allows us to maintain a reasonable base rate.

Finally, Municipal Council also made the decision to double the number of possible installments to provide greater flexibility in paying taxes for our citizens. In the coming year, we will continue our work to upgrade the road network and improve the services offered, without affecting the Municipality's financial situation. This is a challenge facing all rural municipalities in Quebec as we have to deal with the increased responsibilities that we have been given since the provincial government entrusted us with the new role of "local government". As a result, we are committed to remaining proactive and creative in leveraging grants, financial assistance programs and other funding opportunities to increase the purchasing power of every tax dollar invested.





2021 BUDGET PRESENTATION

January 2021 Edition

WHAT TO REMEMBER ABOUT THE 2021 BUDGET

By contextualizing these different perspectives, we can understand how the Municipality managed to avoid a tax increase. All departments have also made the necessary efforts to reduce their expenses in budget 2021 to achieve a total expense reduction of \$6,621, excluding funding and allocations. Moreover, the addition of the Tamaracouta Road debt repayment justifies the only significant budget increase associated with the funding. Public Safety also has a significant increase due to the addition of \$25,000 for the demolition of a property to be included in the budget.

Allocations from the financial reserves, which allow us to balance the budget, also increased with a supplement of \$13,246 more last year. Mainly composed of working capital and accumulated surpluses, these financial reserves also include financial assistance of \$137,868 from the Government of Quebec, which was not spent in 2020. However, this financial assistance will no longer be available for the 2022 budget, which is why it is important to remain vigilant and realistic about our financial situation.

In terms of the distribution of expenditure, the public works budget is still the highest with 26% of planned expenses in 2021. This budget associated with the Transport Service includes costs related to the maintenance of the road network and municipal infrastructure. Also included are road signs, lighting and contracts awarded for snow removal, road sweeping and dust control on gravel surfaces. Infrastructure repairs, such as major repairs to Black and Tamaracouta Roads, are included in the capital budget and not included in the operating budget. Both environmental health and urban planning budgets have decreased slightly in 2021, so that the urban planning budget represents 7% of total expenses and the environmental health budget now represents 9% of overall expenses.

EXPENSES BY SERVICE	BUDGET	
	2020	2021
Administration: council, evaluation services and registry services, etc.	\$747,904	\$768,787
Public safety: police and fire safety, public safety, etc.	\$569,185	\$582,283
Transport: public works, snow removal, street lighting, etc.	\$1,078,457	\$1,058,743
Environmental health: garbage, recycling and composting, ecocenter, waterways, etc.	\$388,491	\$390,583
Urban planning and development: territorial development, by-law enforcement, etc.	\$295,508	\$293,118
Leisure and culture: MADA and family policy, parks, skating rink, events, etc.	\$140,538	\$158,510
Financing: repayment debt and interest.	\$351,670	\$412,411
Amortization: evaluation of the value of assets over time.	(\$44,570)	(\$83,131)
Allocations: use of surplus, capital funds, etc.	(\$351,511)	(\$364,757)
TOTAL	\$3,175,673	\$3,216,547

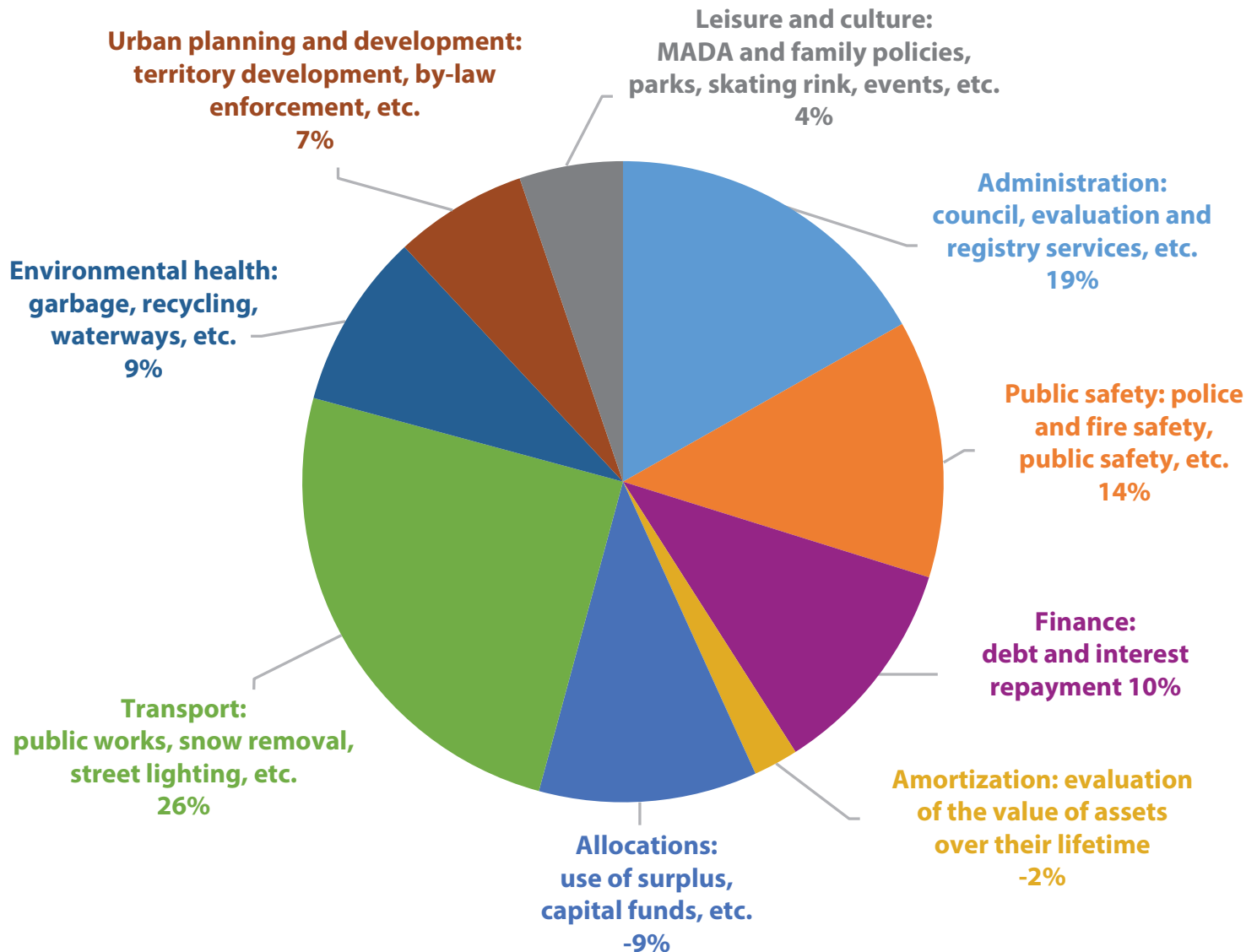




2021 BUDGET PRESENTATION

January 2021 Edition

EXPENSES BY FONCTION



Also, an increase in the administration's budget can be explained by the share for the financial management of the MRC d'Argenteuil which went from \$4,702.74 to \$27,825.74 in 2021, \$23,118 higher than last year. However, from this is only a reorganization of the amounts of the quotas, as we benefited from a total decrease of \$4,439 the MRC in the context of COVID-19. It should be noted that the increase of 11.34% compared to last year in the Recreation Department's budget is only attributable to the accounting entries for depreciation and amortization, which have no impact on the operating budgets.

While trying to limit expenses as much as possible, the Municipality is also looking for opportunities to increase revenues and minimize losses.





2021 BUDGET PRESENTATION

January 2021 Edition

As in previous years, the Municipality will benefit from financial assistance programs for public safety and for the improvement of the road network. The financial assistance from the Gas Tax and Quebec Contribution Program (TECQ) will be used, among other things, to repair part of Black Road in 2021, which will considerably improve the road's lifespan. Revenues from financial assistance programs and government transfers, among others, account for 14% of total revenues.

The recovery of unpaid taxes is also important. In 2020, the Municipality was able to recover nearly \$75,000 in unpaid taxes and will continue to work with taxpayers to ensure that everyone has the opportunity to pay their taxes due. Finally, the introduction of various rates of taxation based on the categories of real property allows for the recovery of approximately \$4,200 for 2021.

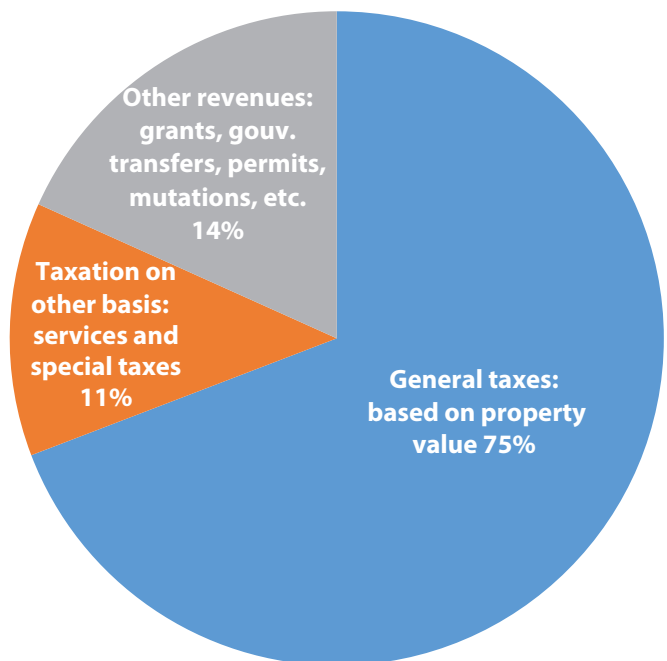
The triennial budget

The triennial budget identifies the infrastructural projects over a period of three year (2021, 2022 and 2023). It also specifies how each project will be funded and the number of years required to complete the most important projects.

In 2021, the Municipality plans to invest \$1,314,326 of which \$1,093,326 is dedicated to improving the road network to complete work on Tamaracouta Road and ensure the rehabilitation of Black Road. The remaining \$221,000 will be used to renew computer equipment, install a cedar hedge in the Town Hall parking lot, purchase purchase acquireand install equipment three (3) for new the community Fire composting bins, upgrade the Maple Grove grounds, properly Department, redevelop Hammond-Rodgers Park and repair cracks and drain in the outdoor rink. Among all of these investments, \$410,130 will be subsidized, \$554,664 will be financed by long-term debt, \$36,000 will come from the operating budget and \$313,532 will come from allocations from financial reserves and reserved funds.

REVENUES	BUDGET	
	2020	2021
General taxes: based on property value (residual and non-residential)	\$2,367,894	\$2,418,726
Taxation on other basis: services and special taxes	\$345,057	\$348,725
Other revenues: grants, gouv. transfers, permits, transfert taxes, etc.	\$462,722	\$449,097
TOTAL	\$3,175,673	\$3,216,547

REVENUES





2021 BUDGET PRESENTATION

January 2021 Edition

2021, 2022 & 2023 TRIENNIAL BUDGET

BUDGET TRIENNIAL / TRIENNIAL BUDGET	2021	2022	2023	TOTAL 2021-2022-2023			
IMMOBILISATIONS / FIXED ASSETS	Dépenses / Expenses	Dépenses / Expenses	Dépenses / Expenses	Dépenses totales / Total expenses	Subvention - Surplus / Grant - Surplus	Financement / Financing	Taxe foncière / Property taxes
ADMINISTRATION							
Parc informatique / Computer equipment	\$10 650	\$6 000	\$6 130	\$22 780			\$22 780
Aménagement du 1262 chemin Mille-Isles (finalisation PIQM, aménagement extérieur, étagères, meubles d'entreposage) / Layout of 1262 Mille-Isles Road (Finalisation of PIQM, landscaping shelving and storage)	\$6 000			\$6 000			\$6 000
Acquisition de terrain vente pour taxes / Land acquisition - sales for taxes							
Ameublement cuisine : Hôtel de ville / Kitchen furniture: Town Hall							
TOTAL	\$16 650	\$6 000	\$6 130	\$28 780			\$28 780
SÉCURITÉ PUBLIQUE / PUBLIC SAFETY							
Construction d'un bâtiment au 400 chemin de Mille-Isles (signature d'une entente de location pour 5 ans avec Saint-Jérôme) / Construction of a building at 400 Mille-Isles Road (signing of a 5-year lease agreement with Saint-Jérôme)			\$1 200 000	\$1 200 000	\$600 000	\$600 000	
Génératrice / Generator							
Parc informatique (réseau et poste informatique) / Computer equipment (network and computer equipment)							
Bornes sèches / Dry hydrants							
Machinerie - véhicule / Machinery - vehicle							
Appareils respiratoires / Breathing apparatus							
Équipement de sauvetage (tenue de protection, défibrillateur, panier de sauvetage) et génératrice / Rescue equipment (protective clothing, defibrillator, rescue basket) and generator	\$11 350	\$10 000	\$10 000	\$31 350			\$31 350
Équipement de communication / Communication equipment							
TOTAL	\$11 350	\$10 000	\$1 210 000	\$1 231 350	\$600 000	\$600 000	\$31 350
TRANSPORT							
Réfection majeure de différents chemins (TECQ) / Major repair of various roads (TECQ)	\$538 662	\$329 792	\$192 243	\$1 060 697	\$902 586		\$158 111
Réfection majeure de différents chemins (PIIRL) / Major repair of various roads (PIIRL)							
* Finalisation des travaux de réfection du chemin Tamaracouta	\$554 664			\$554 664		\$554 664	
* Finalization of the rehabilitation work on Tamaracouta Road							
Montée du Pont Bleu (nouveau chemin) / Montée du Pont Bleu (new road)							
Réparation du chemin Mille-Isles Ouest / Repairs to Mille-Isles Road							
Amélioration du garage municipal (toiture et plomberie) / Improvements to the municipal garage (roof and plumbing)							
Parc informatique et communication (radios et réseau informatique garage) / Computer and communication equipment (radios and computer network garage)							
Véhicules / Vehicles		\$60 000		\$60 000			\$60 000
Machinerie, équipement et outillage / Machinery, equipment and tools							
TOTAL	\$1 093 326	\$389 792	\$192 243	\$1 675 361	\$902 586	\$554 664	\$218 111
HYGIÈNE DU MILIEU / ENVIRONMENTAL HEALTH							
Travaux au cours d'eau sans nom / Unnamed watercourse work							
PGMR - Investissements / PGMR - Investments	\$8 000			\$8 000			\$8 000
TOTAL	\$8 000			\$8 000			\$8 000
URBANISME / URBANISM							
Machinerie et outillage / Machinery and tools							
Ameublement bureau - classement / Office furniture - filing							
TOTAL							
LOISIR ET CULTURE / LEISURE AND CULTURE							
Infrastructure loisirs, culture et salle communautaire (bancs, balançoires, tables) / Leisure infrastructure, culture and community hall (benches, swings and tables)							
Génératrice pour la salle communautaire / Community hall generator							
Maple Grove - Réaménagement (conditionnel à l'obtention d'une subvention) / Maple Grove - Redevelopment (conditional on grant)	\$120 000			\$120 000	\$120 000		
Sentiers forestiers récréatifs / Recreational forest trails		\$550 000		\$550 000	\$550 000		
Parc Hammond-Rodgers / Hammond-Rodgers Park	\$10 000			\$10 000	\$10 000		
Patinoire extérieure (réparations et surface multisaison) / Outdoor rink (repairs and multi-season surface)	\$55 000			\$55 000	\$55 000		
Projet d'habitation pour personnes en perte d'autonomie / Housing project for people in loss of autonomy							
TOTAL	\$185 000	\$550 000		\$735 000	\$735 000		
GRAND TOTAL	\$1 314 326	\$955 792	\$1 408 373	\$3 678 491	\$2 237 586	\$1 154 664	\$286 241

The budget summary can be consulted on the website of the Municipality.





2021 BUDGET PRESENTATION

January 2021 Edition

IMPACT ON YOUR TAXES


The 2021 budget presents a stagnation in the property tax rate for the residual category (prime rate), but a 1.5% increase in the tax rate for the newly introduced non-residential category. An increase of four (4) dollars per housing unit for the addition of community composting bins is also included. For the average property in Mille-Isles, the total increase in municipal taxes is between 0.14% and 0.16%. The following table tax simulations for various property assessments.

SIMULATION DE TAXES 2021 / TAX SIMULATIONS 2021											
	Taux / Rate	2020			Taux / Rate	2021			Augmentation en \$ / Increase in \$	Augmentation totale en pourcentage / Total percentage increase	Augmentation au niveau de la taxe foncière seulement / Increase in property tax only
Taxes foncières générales / General tax rate	\$0.6431				\$0.6482						
Sécurité publique / Public Safety	\$0.0836				\$0.0837						
QP MRC & évaluation / MRC & Evaluation	\$0.1038				\$0.0988						
TOTAL DU TAUX / TOTAL RATE	\$0.8306	Environnement / Environment	Déchets & recyclage / Garbage & Recycling	Total	\$0.8306	Environnement / Environment	Déchets & recyclage / Garbage & Recycling	Total			
Évaluation municipale / Municipal Assessment											
80 000	\$664	\$25	\$221	\$911	\$664	\$25	\$225	\$915	\$4	0.41%	0.00%
100 000	\$831	\$25	\$221	\$1 077	\$831	\$25	\$225	\$1 081	\$4	0.35%	0.00%
124 700	\$1 036	\$25	\$221	\$1 282	\$1 036	\$25	\$225	\$1 286	\$4	0.30%	0.00%
150 000	\$1 246	\$25	\$221	\$1 492	\$1 246	\$25	\$225	\$1 496	\$4	0.25%	0.00%
200 000	\$1 661	\$25	\$221	\$1 908	\$1 661	\$25	\$225	\$1 911	\$4	0.20%	0.00%
250 000	\$2 076	\$25	\$221	\$2 323	\$2 077	\$25	\$225	\$2 327	\$4	0.18%	0.00%
300 000	\$2 492	\$25	\$221	\$2 738	\$2 492	\$25	\$225	\$2 742	\$4	0.14%	0.00%
350 000	\$2 907	\$25	\$221	\$3 153	\$2 907	\$25	\$225	\$3 157	\$4	0.12%	0.00%
371 200	\$3 083	\$25	\$221	\$3 329	\$3 083	\$25	\$225	\$3 333	\$4	0.12%	0.00%
400 000	\$3 322	\$25	\$221	\$3 569	\$3 322	\$25	\$225	\$3 573	\$4	0.11%	0.00%
450 000	\$3 738	\$25	\$221	\$3 984	\$3 738	\$25	\$225	\$3 988	\$4	0.10%	0.00%
500 000	\$4 153	\$25	\$221	\$4 399	\$4 153	\$25	\$225	\$4 403	\$4	0.09%	0.00%
550 000	\$4 568	\$25	\$221	\$4 815	\$4 568	\$25	\$225	\$4 818	\$4	0.08%	0.00%
600 000	\$4 984	\$25	\$221	\$5 230	\$4 984	\$25	\$225	\$5 234	\$4	0.07%	0.00%
650 000	\$5 399	\$25	\$221	\$5 645	\$5 399	\$25	\$225	\$5 649	\$4	0.07%	0.00%
700 000	\$5 814	\$25	\$221	\$6 060	\$5 814	\$25	\$225	\$6 064	\$4	0.06%	0.00%
750 000	\$6 229	\$25	\$221	\$6 476	\$6 230	\$25	\$225	\$6 480	\$4	0.06%	0.00%
800 000	\$6 645	\$25	\$221	\$6 891	\$6 645	\$25	\$225	\$6 895	\$4	0.06%	0.00%
850 000	\$7 060	\$25	\$221	\$7 306	\$7 060	\$25	\$225	\$7 310	\$4	0.05%	0.00%
900 000	\$7 475	\$25	\$221	\$7 722	\$7 476	\$25	\$225	\$7 726	\$4	0.05%	0.00%
950 000	\$7 891	\$25	\$221	\$8 137	\$7 891	\$25	\$225	\$8 141	\$4	0.05%	0.00%
1 000 000	\$8 306	\$25	\$221	\$8 552	\$8 306	\$25	\$225	\$8 556	\$4	0.05%	0.00%

In conclusion

The 2021 budget was established to minimise the impact of increased spending on the taxpayer while ensuring quality services. The Council has clearly indicated its desire to maintain an affordable quality of life for all taxpayers and continues to seek opportunities to optimize revenues in order to reduce the tax burden on citizens.

All questions concerning the budget are welcome and can be sent by e-mail to the Municipality's general management at the following address questions@mille-isles.ca.



2021 BUDGET PRESENTATION

January 2021 Edition

PAYMENT OF 2021 TAXES

The taxpayers of Mille-Isles can pay their taxes in several ways:

- at the municipal office;
- by post-dated checks;
- by Interac Debit;
- by credit card.

Please note that Visa, MasterCard and Discover cards are accepted. To pay by phone with a credit card, the Municipality must have received the appropriate authorization form for each payment date. Taxpayers can also pay their taxes at an ATM and through banking operations, telephone or Internet transactions. For more information on this subject or on how to obtain the authorization form, contact us at 450 438-2958.

Payment services may differ depending on the financial institution. Use the "ROLL NO." number located at the top center of your tax statement and be sure to include all zeros. Follow the instructions given by your bank to include or exclude dashes.

Effective January 1, 2021, the number of installments will be increased from 3 to 6, broken down as follows:

- First payment: February 26, 2021
- Second payment: April 23, 2021
- Third payment: June 18, 2021
- Fourth payment: August 13, 2021
- Fifth payment: October 8, 2021
- Last payment: December 3, 2021

Please note that a \$5.00 fee will be applied for each late notice.

Payments by Internet

Once you have entered your data, we recommend that you verify that the matricule number is identical to the one on your municipal tax account. This ensures that your payment is transmitted to us correctly. It is your responsibility to verify that we have received your payment.



PATROUILLE CANINE A. ROY

1 800 950-4280

patrouillecanine@hotmail.com

SOS PUBLIC WORKS

1 855 960-0699

