

Municipal general election

November 7, 2021

**All you need
to know to vote**

The text in this document
has been simplified.

It explains
how to vote.

It has been prepared
by Élections Québec and

For more information on Élections Québec,
consult the
www.electionsmunicipales.quebec/en website
or call **1-888-ELECTION (1-888-353-2846)**.

You can also write to us by text message at **868372**
or email us at info@electionsquebec.qc.ca.

Why a municipal general election?

An election for all seats at the municipal council must be held every four years, the first Sunday of November in all Québec municipalities.



In 2021, the election will be held on November 7.

The municipal general election allows people who have the right to vote to choose the people who will represent them.

These people form the municipal council, which includes the mayor and at least six councillors.

Should you have any questions,
call

Municipal general election of November 7, 2021

You will vote for one of the candidates running for office.

You will be required to vote for more than one seat in the election, i.e. the seat of mayor and that of one or more councillors.

The role of your returning officer

The returning officer is responsible for organizing the election in your municipality.

Élections Québec supports him or her in his or her duties.



Should you have any questions,
call

To vote during the municipal general election

- Your name must be entered on the list of electors.
- You must be 18 years of age or older on Election day.
- You must be a Canadian citizen.*
- You must not be under curatorship or have lost your right to vote.*
- You must live in the municipality.*
- You must have been domiciled in Québec for at least six months.*

OR

- If you are not domiciled in the municipality, you must have been the owner of an immovable or occupy a business establishment in the municipality for the past 12 months.*

* As at September 1, 2021

Should you have any questions,
call

Is your name entered on the list of electors?

If you are living in the municipality:

Your name
and your current address
must be entered
on the list of electors.

Check to see if your name
and current address are entered.

It is your responsibility!



You can check if you are entered:

- on the list of electors at:
www.electionsmunicipales.quebec/verify;
- on the **information notice** you received,
or will soon receive, in the mail.

Should you have any questions,
call

This **information notice** contains:

- the name of electors entered on the list of electors who reside at your address;
- the address where you should present yourself if your name is not on the notice or if it is misspelled.

Are you entered on the municipal list of electors?

123, telle rue
Telle ville QC A1X 1X2

Municipality

Polling division number (optional) Polling day 2021 | 11 | 07

First and last name of the person(s) at the above address who are entered on the list of electors* (excluding the date of birth) OR ☐ No one is entered on the list of electors at above-mentioned address

Jean Échantillon
Marie Échantillon

If you want to vote, your name MUST be entered on the list of electors.

If you want to correct the above information by submitting an application for entry, striking or correction, or if you want to consult the list of electors, you must appear before the board of returning officers at the following address, days and times.

Address: 000, street name A1A 1A1
Schedule: On Date, from 00:00 to 00:00
On Date, from 00:00 to 00:00

If you are making an application for entry, you must present two documents. One must show the name and date of birth of the person who will be applying and the other must show his or her name and domiciliary address.

A person who owns or occupies a business establishment must contact the returning officer to complete an application for entry.

Exceptional situation related to the health situation
Exceptional situation related to the health situation



Bring two identification documents.

They should allow us to verify your name, date of birth and address.

If you have not received your information notice:

- contact the returning officer of your municipality.

Should you have any questions,
call

You would like to vote before general Election day?

Look on your information notice

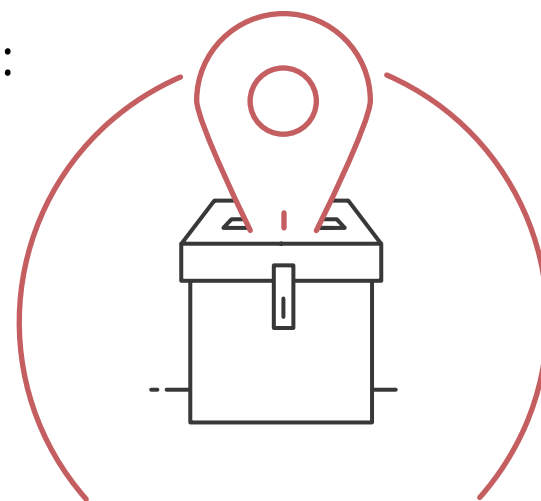
OR

consult the publications produced by your municipality to know where and when to go to the advance poll.

All locations to vote before Election day are accessible to people with reduced mobility.

You will find the address of your polling station:


- on your information notice;
- on the various publications that your municipality will produce during the election period.



Should you have any questions,
call

If offered by your returning officer,
you can also vote at
his or her office.

You could also vote by mail under certain conditions.
For more information, contact your returning officer:



Should you have any questions,
call

How do I vote?

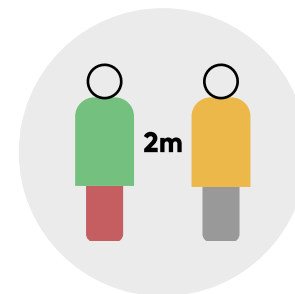
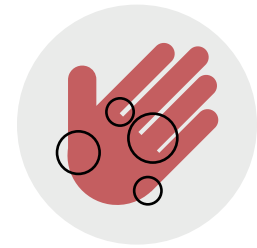
Proceed to the address written on the notice that you received in the mail.

Bring your face covering.

On site,
a person will welcome you.
Tell him or her your name.
He or she will tell you where to go.

Rest assured,
the sanitary measures in effect
will be respected.

Every effort will be made to
ensure your health and your safety.



Should you have any questions,
call

What to bring when going to vote

Bring one
of the following identification document:



- your Québec driver's licence;



- your Québec health insurance card;



- your Canadian passport;



- your Certificate of Indian Status;



- your Canadian Armed Forces identification card.

Should you have any questions,
call


At the table,
state your name and address
and show your identification document.

You will need to momentarily
remove your face covering to identify yourself.

You will receive ballot papers
and a pencil.

You can also bring your own pencil
or a blue or black pen.

Go behind
the cardboard polling booth.




Should you have any questions,
call

Make an X, a check mark or a mark in the circle, on each ballot paper next to the name of the person of your choosing.

You must choose **only one** person per ballot paper.

It does not matter if your mark extends a bit beyond the circle.

But the mark must not touch another circle.



Fold the ballot paper
and return to see
the person at the table.

He or she will tell you how
to put your ballot paper
in the box placed on the table.

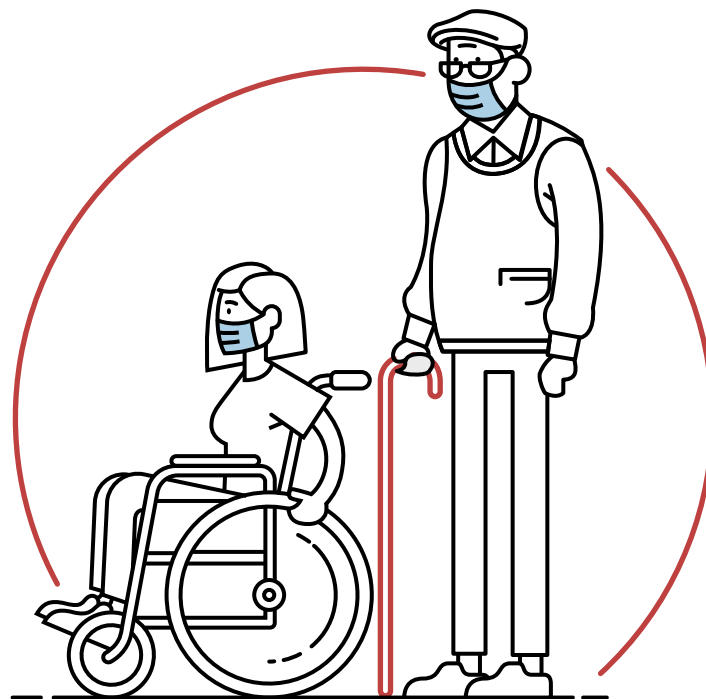


Should you have any questions,
call

Access to polling locations

On Election day
nearly all locations
where you can vote
are accessible to people
with reduced mobility.

You can check whether the place
where you have to vote is accessible
by calling the phone number
at the bottom of this page.





**If your polling location is not accessible,
ask where you can vote.**

Results of the poll

The municipal general election results will be announced by your returning officer **after 8 p.m. on November 7, 2021.**



The results will also be available on the Élections Québec website:
www.electionsmunicipales.quebec/en.



Should you have any questions,
call

If you want to make a political contribution

In a municipal general election, the maximum amount you can give to each candidate or authorized political party is \$200 in the year of the general election.


Make sure to get a receipt for each of your contributions.

Any questions about a political contribution?

Visit the www.electionsquebec.qc.ca/english/ website.

Call Élections Québec at **1-888-353-2846**.

Write to us by text message at **868372**.



Should you have any questions,
call